

# USS Pampanito Overnight Program Guide



San Francisco Maritime National Park  
Association  
P.O. Box 470310  
San Francisco, CA 94147-0310  
(415) 567-4653  
[llineback@maritime.org](mailto:llineback@maritime.org)

USS PAMPANITO  
OVERNIGHT PROGRAM  
GUIDE

A Guide to Help You Plan and Manage  
your group's overnight stay  
aboard the historic World War II Submarine  
USS PAMPANITO (SS-383)

USS Pampanito Reservation Confirmation

Group Name: \_\_\_\_\_ Arrival Date: \_\_\_\_\_  
Day: \_\_\_\_\_

Thank you for your deposit. We have reserved the date shown above for your visit.

Paper copies of this guidebook area available for \$3.00 each.

## Contents

1. Introduction
2. About the Program
3. Required Paperwork
4. Rules of Conduct
5. Safety Brief
6. USS Pampanito Emergency Evacuation
7. Trip Planning
8. Directions & Map to USS Pampanito
9. "Plan of the Day"
10. Watch & Duty Assignments
11. Submarine Qualification
12. Sanitary Facilities
13. Cleaning Responsibilities for Visiting Groups
14. Berthing Diagrams; Overnight Crew Roster & Watch Bill; Medical & Education Release Forms

### The San Francisco Maritime National Park Association

The USS Pampanito is a project of the San Francisco Maritime National Park Association. The Association is a non-profit organization dedicated to maritime preservation and education in order to enhance a public understanding, appreciation and enjoyment of our national maritime heritage. In addition to displaying the USS Pampanito, the Association supports the mission of San Francisco Maritime National Historical Park through a wide-ranging program of exhibits, ship preservation, interpretive and educational programs, and publications.

The USS Pampanito was designated a National Historic Landmark by the United States Department of the Interior in 1986.

For further information, please write:  
San Francisco Maritime National Park Association  
PO BOX 470310  
San Francisco, CA 94147-0310

Or visit us online at

[www.maritime.org](http://www.maritime.org)

Revised 2004

# USS PAMPANITO OVERNIGHT PROGRAM

## Introduction

Thank you for choosing to participate in the USS Pampanito Overnight Program. We are confident that your group will find this to be both a fun and educational experience. To help you plan and manage your stay we have prepared this guide containing important information about our program. Please take the time to read it carefully in advance of your planned visit—it will help you to make the most of your stay.

Your overnight encampment aboard USS Pampanito begins at 7:00 pm. We have developed a plan of the day for the Overnight Program which you will find elsewhere in this book. The plan provides a general framework for activities that will take place during the evening and will enable you to get the most out of your visit.

There is much to do in the short time available, so be sure to delegate organizational responsibilities to adult members of the group in advance of your stay to lighten up the load on the group leader. Allow plenty of time to complete necessary paperwork: duty assignments; fill in names on certificates for each crewmember; rules and regulations; etc.

We are certain that your experience of staying overnight on board an actual World War II submarine will be memorable.

***Welcome Aboard!***

## **About the program**

### **TYPES OF GROUPS THAT CAN PARTICIPATE**

Currently, the overnight program is open to school groups and scouting groups (Boys Scouts and Girl Scouts) of age levels six and up, as well as other organizations (e.g., church or YMCA groups) which meet our insurance coverage requirements (see section on required paperwork).

The PAID-minimum to participate is **25** people. The maximum group size we can accommodate is **48**. **We do require a minimum of seven adults with each group, and an adult/child ration of at least 1:6. For groups with a majority of members from ages 6 – 8 we require an adult/child ratio of at least 1:3.** If your organization has stricter requirements for overnight camping supervision, please adhere to your rules. We regret that we cannot permit siblings of group members to attend. Please check your insurance coverage before compiling a group roster.

### **COST**

The cost of participating in this program is as follows: Friday or Saturday nights - \$26.00 per person; Sunday through Thursday nights - \$20.00 per person. Participants will:

- Receive overnight accommodations on board the World War II Submarine USS Pampanito, sleeping in bunks in the original crew's quarters
- Will listen to a pre-recorded audio tour on board, featuring World War II submarine veterans describing the operation and history of the submarine
- Have the rare opportunity to visit areas of the submarine normally off limits to our daily visitors, including the conning tower—our knowledgeable staff can provide inside information on the many different systems and pieces of equipment aboard the submarine
- Receive basic instruction on submarine history and operation through pier side activities
- Will earn a certificate commemorating their overnight stay.

### **DEPOSITS**

A \$100.00 non-refundable deposit is required, which will be applied towards the total fee for your group. The balance is due when you arrive for your stay; there is a twenty-five person paid minimum fee plus fees for any additional persons. **Failure to pay the deposit by the due date will result in cancellation of your reservation and transfer of your reserved date to another group on our cancellation waiting list!**

Make checks payable to:

**San Francisco Maritime National Park Association  
PO BOX 470310  
San Francisco, CA 94147-0310  
ATTN: Pampanito Education Director**

When sending checks, be sure to note your group's name and visit date on it to ensure proper credit.

### **CANCELLATIONS AND REFUNDS**

If for some reason your group finds it necessary to cancel a visit, your deposit will not be refunded. There is one exception: If you notify us at least 30 days in advance of your scheduled date **and** at that time reschedule your visit for a later available date, we will apply your deposit to the new date.

On very rare occasions, inclement weather may create hazardous conditions requiring us to close the boat. In such cases every effort will be made to provide scheduled groups with advance notice so that they can reschedule their visit or, if they choose, cancel altogether and receive a full refund of their deposit. The National Maritime Museum Association will not be responsible for any other inconveniences or consequences arising from the cancellation of a group's visit.

### **REQUIRED PAPERWORK**

For your overnight stay, there are some important pieces of paper that we require you to provide us with:

- 1.) An official approval form or letter from your organization sanctioning this trip (e.g., a **Tour Permit** for scouting groups).
- 2.) A **Certificate of Insurance** indicating a \$1 million limit of liability for Bodily Injury and Property Damage, listing the National Maritime Park Association as an additional insured (i.e. "certificate holder is and additional insured")\*
- 3.) A medical information and an education release form for each child staying overnight. A medical information form for each adult staying overnight. (Blank copies of these forms are included in this guidebook for you to photocopy for use.)

The tour permits, medical forms, education release forms and a certificate of insurance must be brought with you when your group visits the USS Pampanito. Don't wait until the last minute to arrange to get these documents.

**Important!** All adults traveling with the group must be listed on the Tour Permit as designated drivers.

**Special Note to Boy Scouts of America:** Many Boy Scout Councils in Northern California routinely file a blanket Certificates of Insurance with us to cover groups from that particular council for a one year period – call us to see if your council has done so, in which case you will not need to file a new certificate.

## **RULES OF CONDUCT WHILE ABOARD USS PAMPANITO**

To ensure a safe and pleasant visit, all participants in the overnight stay aboard the historic World War II Submarine USS Pampanito are expected to abide by the rules which follow. The group leader should read the rules to the entire group at one time.

1. No running or "horse play" aboard the vessel. **Discipline is the responsibility of the group leader!** Adequate adult supervision is to be provided by the visiting organization at all times. After dark, no crewmembers are to leave the submarine or walk topside unless accompanied by an adult. Adults attending the overnight stay with the scouts are expected to remain with the group at all times and to participate in the program. The main gate to the pier will remain shut and locked until morning. Adults who leave the premises will not be permitted to return. There must be at least one (1) adult for every six (6) group members under age 18. There must be at least two (2) adults for every six (6) group members if the majority of the group is younger than the age of 8. We require a **minimum** of seven (7) adults with the group (some groups, such as Cub Scouts, have stricter adult/child ratios—in such cases, please adhere to your organization's rules).

2. Restricted areas are well marked—do not attempt to enter these areas without permission of staff. This includes the conning tower. While topside, never leave the marked walkway. Do not climb on any deck guns or on the periscopes and lookout platforms.

3. Do not turn valves, switches, handles or otherwise attempt to operate any equipment aboard the submarine. **Everything on board is considered a historic artifact and must be treated with respect.** Remember that Pampanito is a National Historic Landmark!

4. None of the following are permitted:

- No consumption of alcoholic beverages during the course of the visit (either on or off premises).
- No smoking
- No gum, sunflower seeds or peanuts and pistachios with shells.
- No portable CD players, handheld electronic/computer games, laptop computers, etc.

5. No cooking is allowed aboard the submarine. No food is permitted in the berthing areas. In order to take full advantage of the time available on the boat, **make sure your group eats prior to arrival. There will be no opportunity to eat until 11:00 pm.**

6. Sleep only in these designated areas:

- Crew's Berthing Area (After Battery Compartment) (bunks – 36)
- Officers' Quarters (Forward Battery Compartment) (bunks – 12)

At least three adults must sleep in the Crew's Berthing Area to supervise group members sleeping there.

Do not wear shoes while in bunks. **Do not use any other compartment for sleeping** unless permission has been given to do so. When not in bunks, shoes must be worn for walking around in the submarine.

7. The group shall clean all areas occupied on board the vessel before departing—a list of cleaning responsibilities will be provided. Departure time is 0830 sharp.

8. Supervisors are to make sure all required paperwork has been completed.

9. **Uniforms:** If your group has an official uniform, please wear the uniform top during the program. Jeans are recommended.

10. **For your safety, the group is expected to follow all directions, and any special instructions, issued by members of the staff.** Follow all rules – we would like to invite you back for a future visit.

## **SAFETY BRIEF**

The San Francisco Maritime National Park Association welcomes your group on their overnight stay aboard the historic submarine USS Pampanito. To ensure your safety during your visit, we ask you to review the following information with the members of your group.

1. **Safe Conduct:** Please remember two important points about USS Pampanito: First, Pampanito is a naval vessel which was built with the intention to be operated by specially-trained Navy personnel; Second, Pampanito is now a museum ship. Both of these points dictate that safe conduct be exercised by each and every member of your group. Because of the design and construction of the submarine, special care must be taken while on board for your personal safety.

- At least three adults must stay in the Crew's Berthing Area to supervise the group.
- Do not block any passageways with personal gear, boxes, coolers, etc. Do not block any ladders to access hatches. Stow all your supplies safely out of the way.
- **Do not run while on board the submarine or on the pier.**
- Do not attempt to climb on the bridge deck without permission of staff.
- Step through watertight doors one leg at a time while holding on to the handgrab.
- Be aware of low overheads (low hanging equipment or fixtures) in the submarine – there are potential “headknockers” throughout the submarine.
- Exercise caution when climbing in and out of bunks, particularly the top bunks. When in any of the upper bunks be mindful of equipment, pipes, valves, etc. which are mounted overhead.
- While topside, remain on the special walkway at all times. Do not go outside the wire rope barriers at any time, or out on the bow or stern of the boat. The metal and wooden portions of the deck are usually wet and slippery after dark.



- Stay out of any areas of the boat which are secured by locks or screws or are otherwise marked as off limits.
- Do not attempt to operate any equipment, turn switches, open up any control panels or otherwise disturb any equipment on the submarine.
- Do not use any pots, pans, dishes, flatware, utensils, or any other galley equipment found on the submarine.
- Do not bring your own appliances for use on board (such as a coffee maker, hot plate.) We have a thirty-cup coffee maker available for making hot water.

## 2. Safety Equipment:

- **Telephone** – located in pier office.
- **First Aid Kit** – each scout troop is required to bring their own, however, we have a kit located in the office on the pier.
- **Eye Wash Station** – next to building entrance.
- **Life Rings** – located on the pier and on the main deck of the submarine.
- **Boat Hooks** - located against wall in work area behind gangway.
- **Life Jacket** – on top of the Eye Wash Station.

## 3. Fire Emergency Procedure:

Smoke detectors are located in sleeping quarters. If an alarm sounds, follow the procedures listed below:

- Exit the boat in a quick and orderly manner--no pushing and shoving—moving in the opposite direction of any smoke.
- Do not close any watertight doors on the submarine.
- Inform staff immediately and call 911.

## 4. Emergency Phone Numbers:


- Ambulance/Fire/Rescue 911
- Police 911
- Police (non emergency) 553-0123 or 553-1532
- Poison Control 415-476-6600

**AND: For anyone needing to phone in to reach a camper staying on board the USS Pampanito, they can call 415-775-1943.** (If you are unable to get through at this number, you may call 415-567-4653.)

## USS PAMPANITO EMERGENCY EVACUATION

In the event of an emergency it may become necessary to evacuate the submarine. Staff will conduct an evacuation drill with your group to make certain everyone understands what steps to take. The diagram below shows the three main access points into and out of the submarine.

***Exit the submarine through one of the following access ways:***



**Remember:**

- Move in the opposite direction of any hazard.
- Use your flashlights if necessary.
- Do not push or shove on you way out; walk in single file.
- Do not close any watertight doors.
- If access to both main exits (After Torpedo Room and Forward Torpedo Room) is blocked, you may use the ladder in the Crew's Mess (push aside grate at top of ladder).
- The first person out should notify staff of the problem immediately, and/or call 911 if necessary.
- The rest of the group should line up on the pier for the group leader to take a head count.
- Remain lined up on the pier and wait for further instructions from staff.

## Trip Planning

**WHAT TO BRING**

Each crew member will be responsible for bringing their own sleeping bag, blankets, pillows, etc. The bunks on board the submarine do not have sheets or blankets. It is recommended that you also bring:

- Personal toiletries
- Face cloth
- Warm clothing (the sub is warm inside, but nights can be chilly on the pier)
- Flashlight
- Camera (with flash) & film (or camcorder)
- Card or board games, if desired (we have checkers, chess & backgammon)

**Important: Your group must bring its own first aid kit!**

Pack carefully; don't bring too much gear! (Remember, space is limited aboard a submarine.)

Do not bring radios (walkman, portable CD players, etc.), handheld electronic/computer games, gum, messy snacks like sunflower seeds, or alcoholic beverages. The San Francisco Maritime National Park Association is not responsible for any lost or stolen articles.

**FOOD**

Each group is responsible for arranging for their meals (dinner & breakfast).

**Because of time limitations, you should eat prior to your arrival in the evening and after your departure in the morning.** Please be advised that there is no cooking allowed on board the submarine.

**You are allowed to bring prepared foods on board the submarine for snacks.**

When selecting foods to bring, consider the ease of clean up, as you will be responsible for any spills. If you bring food, you will also need to provide your own paper plates, cups, flatware, towels, etc. There is no refrigeration available, so be sure to bring a cooler for perishables. **Do not bring portable gas stoves, barbecue grills, etc.**

Eating space is available in the mess deck of the submarine where there are four tables with bench seats. However, as was the case on board all World War II submarines, eating space is limited. Therefore, if your group is large you may want to plan on eating in shifts (just as real submariners did).

We will provide a 30-cup hot water urn for use in preparing hot beverages. We will also supply instant coffee, tea and cocoa for your group—if you don't see it already out in the crew's mess area, just ask.

Please advise any group members who will be arriving late that they should eat before arrival as we will not have any special in/out privileges for individuals once our pier gate is locked.

Suggestions for food:

- Late Night Snack – bring submarine sandwiches, order pizza (**see our staff before ordering**)
- Breakfast – keep it simple: muffins, sweet rolls, doughnuts, etc.

## Directions & Map to USS Pampanito

### From Golden Gate Bridge (North Bay)

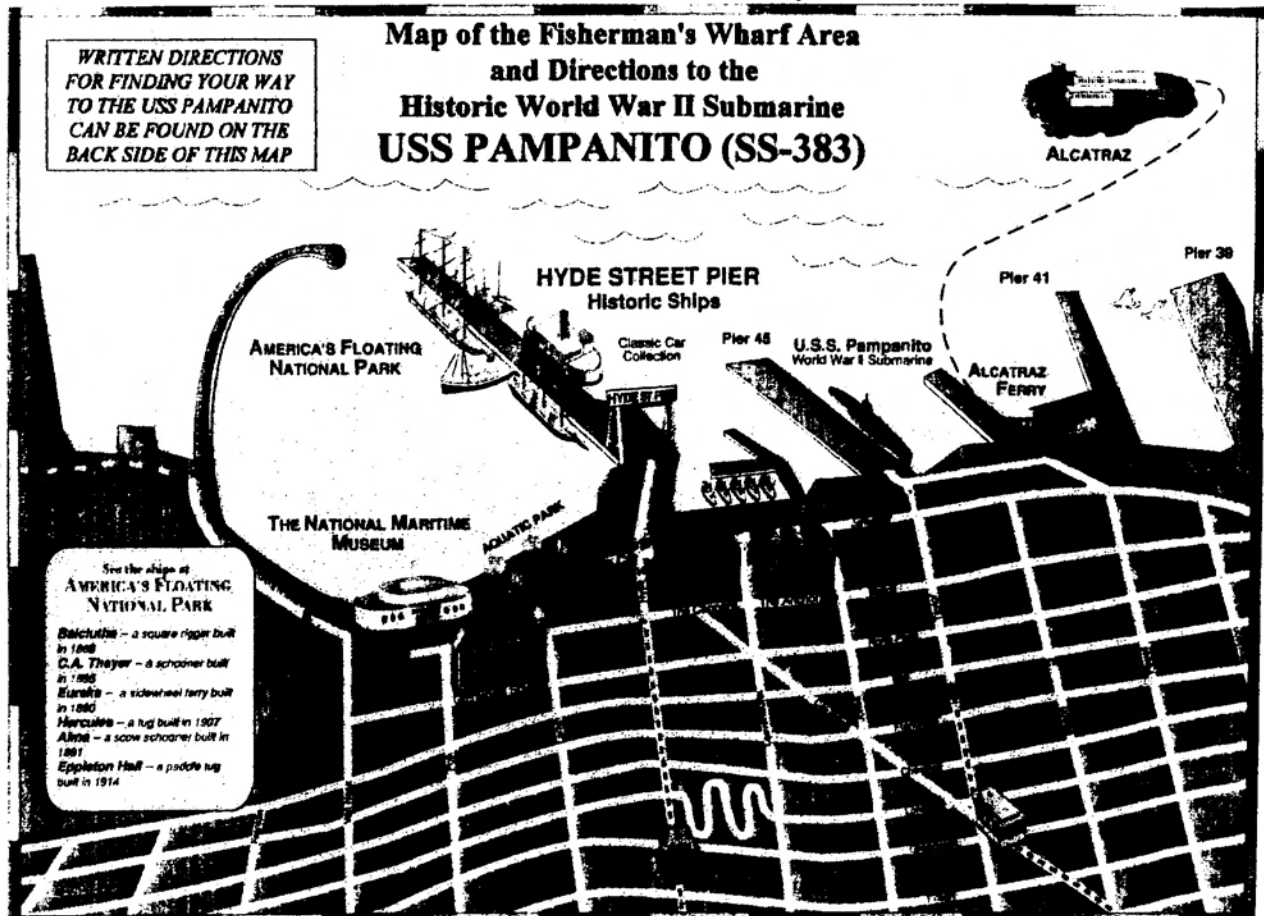
- Coming off the bridge, bear left and look for Marina off ramp
- Follow Marina Blvd. along waterfront—it will curve around Safeway, onto Laguna St and up to Bay St.
- Turn left on Bay St. and proceed to Taylor St. (about 10 blocks)
- Turn left on Taylor St. and go 4 blocks
- Pier 45 and the Pampanito will be directly in front of you, at the foot of Taylor

### From Interstate 80/Bay Bridge (East Bay)

- From West 80/Bay Bridge, take the very first right side exit—Fremont/Folsom
- Stay to the right towards Folsom, then turn left onto Folsom. Follow the street to the waterfront at Embarcadero.
- Turn left on Embarcadero and follow it around the city waterfront all the way to the Fisherman's Wharf area.
- Turn right at Taylor St.
- Pier 45 and the Pampanito are at the foot of Taylor St.

### From Highway 101 (Peninsula)

- Follow Highway 101 up to the split with Interstate 80
- Bear right onto route 80 towards the Bay Bridge
- Take the Fourth St./Bryant St. exit—this is the **very last** San Francisco exit, so don't miss it
- Bear left onto Bryant St. and follow it all the way to Embarcadero—about 6 blocks
- At Embarcadero, turn left and follow it around the city waterfront until you reach the Wharf area.
- Turn right on Taylor St.
- Pier 45 and the Pampanito are at the foot of Taylor St.



## Plan of the Day

Below is a plan that provides a general framework for the evening's activities. As with the best-laid plans sometimes things will not happen exactly as scheduled, so there is room for flexibility in this plan to accommodate the special circumstances that may arise with each group. From time to time our staff may also find it necessary to alter the time and sequence of activities. **The key word is flexibility. All times are approximate.**

### **Evening:**

- 1900            Arrival; obtain parking instructions and park vehicles; group leader meets with staff to complete necessary paperwork.
- 1915            Group tours pier exhibits. All adults meet with staff for Safety Briefing (mandatory).
- 1945            Educational Program begins (includes orientation, rules of conduct, audio tour of submarine, pier side activities/instruction).
- 2100            Loading of gear aboard submarine.
- 2130            Control Room tour and Fire Drill (mandatory)
- 2200            Conning tower tour.

### **Nighttime:**

- 2400            Lights out. Night watch established and begin watch activities

### **Morning:**

- 0700            Reveille, Dress, begin packing gear and cleaning boat
- 0730            Pack gear off the boat, clean compartments as vacated
- 0800            Gear loaded off, final inspection of cleaning job, posting colors (optional), and group photograph

**Remember that this is a general framework—events may unfold at different times!**

### **Crew Roster**

Once you have determined who will be attending the Overnight Program, put together a crew roster listing everyone who will be participating. Use the USS PAMPANITO OVERNIGHT CREW ROSTER & WATCH BILL form that can be found in the back of this guide. Make additional copies if more space is needed. Remember, we require that there be at least seven (7) adult supervisors in every

group, and a minimum of one (1) adult supervisor for every six (6) group members under age 18. The maximum group size is limited to 48.

### **Bunk Assignments**

Bunks are available for sleeping in the crew's berthing area (after battery compartment) and the Officers' Quarters (forward Battery Compartment). There are thirty-six (36) bunks in the Officers' Quarters.

**Note: Do not use any of the bunks in the Forward Torpedo Room, as they are not safe for use!**

Please make bunk assignments prior to arrival to avoid any confusion or disagreements when you arrive. The compartment layout forms located in the back of this guide have space for you to write names for making bunk assignments. In the Crew's Quarters, bunks are in three tiers, so make assignments by listing names for top, middle and bottom. Officers' Quarter's berthing is slightly different, but can be assigned in similar fashion.

Please remember that each crew member of the group is responsible for bringing their own sleeping bag or other bedding material. We do not provide any blankets or pillows.

At least three adult supervisors must sleep in the Crew's Quarters to oversee the groups members berthed there.

For groups with male and female campers, you may wish to designate either the Crew's Quarters or the Officer's Quarters for use by one gender only. Follow any specific rules your group or organization may have for this situation.

### **Watch and Duty Assignments**

For making watch and duty assignments, use the USS PAMPANITO OVERNIGHT CREW ROSTER & WATCH BILL form found in the back of this guide.

### **Watch Assignments**

From 2400 through 0700, seven watch sections will be established. Each watch will last one hour.

Watch personnel will consist of at least two crewmembers and one adult supervisor, depending on the size of the group. **In any event, at least one adult supervisor must be awake at any given time during the night to assist crewmembers with any problems.** A logbook will be provided for watch standers to record activities.

The watch list will consist of:

- Keep a fire watch—if there is any sign of smoke or fire, immediately notify an adult supervisor and the Pampanito staff on duty.
- Pick up any trash and wipe up any liquid spills on the deck. Move any personal belongings that may be found in any of the passageways.
- Check hourly to make certain the fresh water valves on both toilets are shut tight and the flushing (flapper) valves are shut as well.

- Watch for any signs of running or dripping water on the boat—notify supervisor or staff if there is a problem.
- If you see anything unusual or anything that just doesn't look right, notify an adult supervisor.
- Work on the Submarine Qualification Worksheets that will be provided to you.
- Perform any other tasks assigned by the group leaders.
- Use the logbook we provide for making notations about the routine duties performed or about any other interesting happenings that occurred on your watch. Be sure to include times and complete descriptions.

### **Duty Assignments**

Crewmembers should be assigned in advance to be responsible for the many duties to be performed during your stay on board the USS Pampanito. These duties include:

- K.P. Duty – handle all aspects of food service planning & cleanup
- Reveille – responsible for waking all crew members in morning at pre-set time.
- Colors – raise American flag on the conning tower (notify staff in advance if you would like to perform this duty)
- Clean-up – assign who is to clean what before departure in the morning (see Cleaning Responsibilities later in this guide for further information)
- Other – if you have other activities during your visit, delegate responsibilities.

### **Submarine Qualification**

Besides being fun, your stay aboard USS Pampanito is also educational. For that reason, a complete tour of the submarine is a part of this program. We have prepared a short “Submarine Qualification Worksheet” to be completed by each crewmember while on watch or at a convenient time during your stay. The Qualification Worksheets will be provided to group leaders upon arrival, along with an answer key.

All worksheet questions are based on information provided on the audio tour, on the exhibit panels, or in the printed ship's history pamphlets that are available at the ticket booth. Pay careful attention to everything you see!

### **Sanitary Facilities**

The submarine has limited sanitary facilities. There is cold running water in washroom and galley sinks. Do not use any showers. The two toilets in the crew's head are operational, however, special instruction by a staff member must be given prior to use. There is also a restroom available on the pier.

The toilets on board are called “gravity flush type heads.” These operate somewhat differently from a home toilet. A staff member will demonstrate the following instructions after your arrival:

#### **To Fill The Bowl:**

1. Turn valve at back of bowl to the left (counter-clockwise).
2. Fill bowl about halfway.
3. Turn off valve by turning to the right (clockwise).

4. You may now use toilet.

**To Flush:**

1. Lift handle located beside the toilet. Contents of bowl will flow into sanitary tank.
2. Put the handle down into original position.

**Note:**

- **Failure to turn off valve could cause a flooding hazard.**
- **No other items (such as trash, cups, candy wrappers, etc.) are to be disposed of in the heads. To do so will cause blockage and or damage to the system.**

Don't worry if instructions make this sound complicated—it's really not that difficult. However, you will be responsible for making sure everyone in your group understands operation of the heads. Each visiting group is responsible for leaving the toilet facilities in a clean condition.





## **CLEANING RESPONSIBILITIES FOR VISITING GROUPS**

In general, adopting a "clean as you go" policy will lessen the amount of cleaning you will have to do before your departure. Take care of any spills on the deck immediately to prevent tracking the mess throughout the boat. The trash cans and trash bags are provided for your use. Brooms, dustpans, extra trash bags, spray cleaner, hand soap and paper towels are available for your use, and are stored in the outermost shower stall in the crew's washroom.

The following areas must be cleaned before departure:

### **CREW'S BERTHING**

- Trice up (raise) the lower bunks on their chains
- Sweep decks & pick up papers
- Check on and under all bunks for debris, or any forgotten personal property

### **CREW'S MESS**

- Sweep decks
- Wipe down all tables, bench seats and counter tops
- Empty hot water urn and prepare for stowage along with coffee, cocoa & tea

### **CREW'S WASHROOM & HEAD**

- Make sure toilets are left in clean condition
- Wipe down excess water in sinks
- Sweep decks

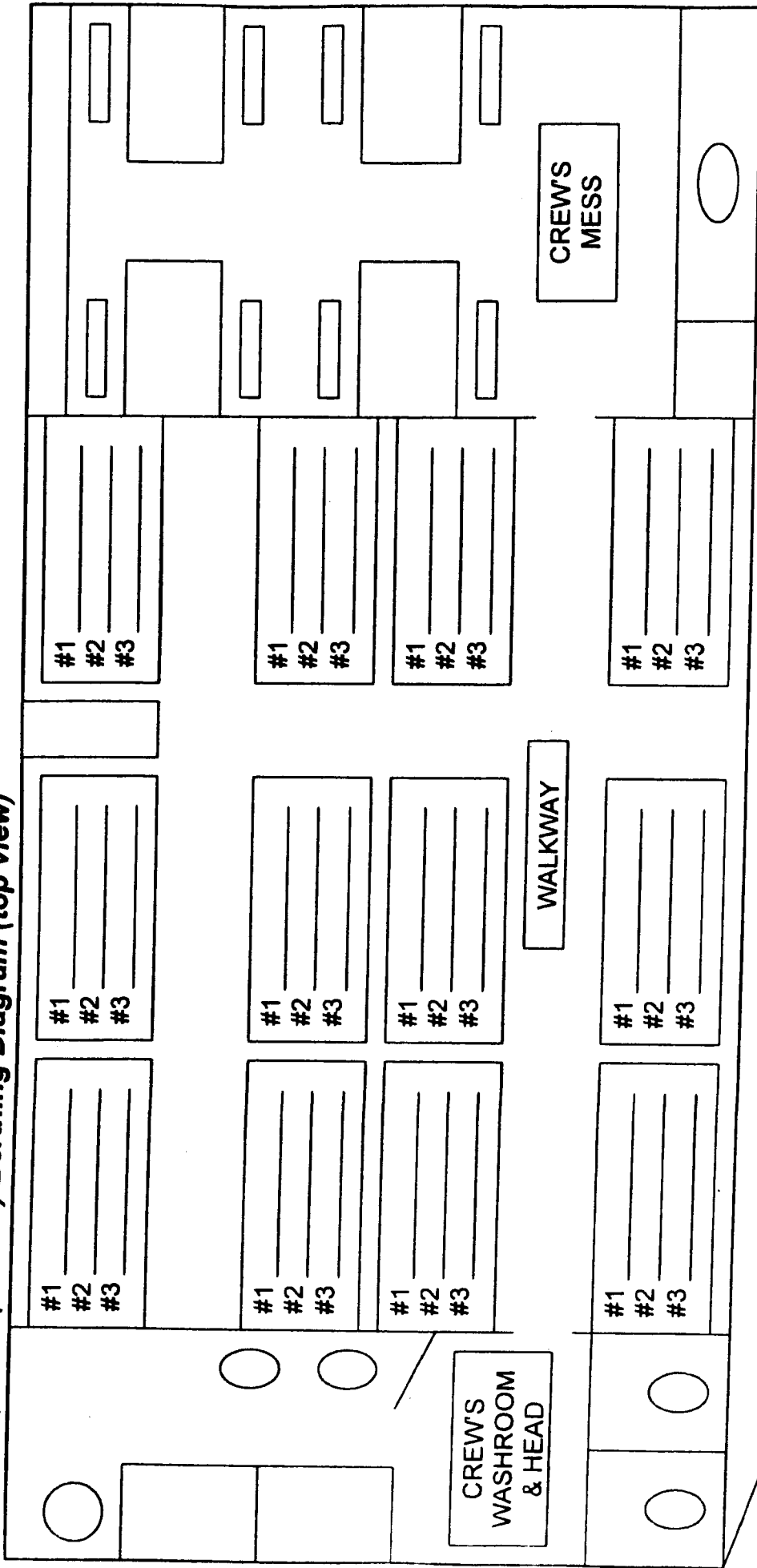
### **OFFICERS' BERTHING**

- Sweep out all staterooms used
- Sweep along passageway
- Sweep out Wardroom
- Empty out any trash placed in the wall-mounted trash cans
- Wipe down countertops & table in Wardroom

### **FORWARD TORPEDO ROOM**

- Sweep deck

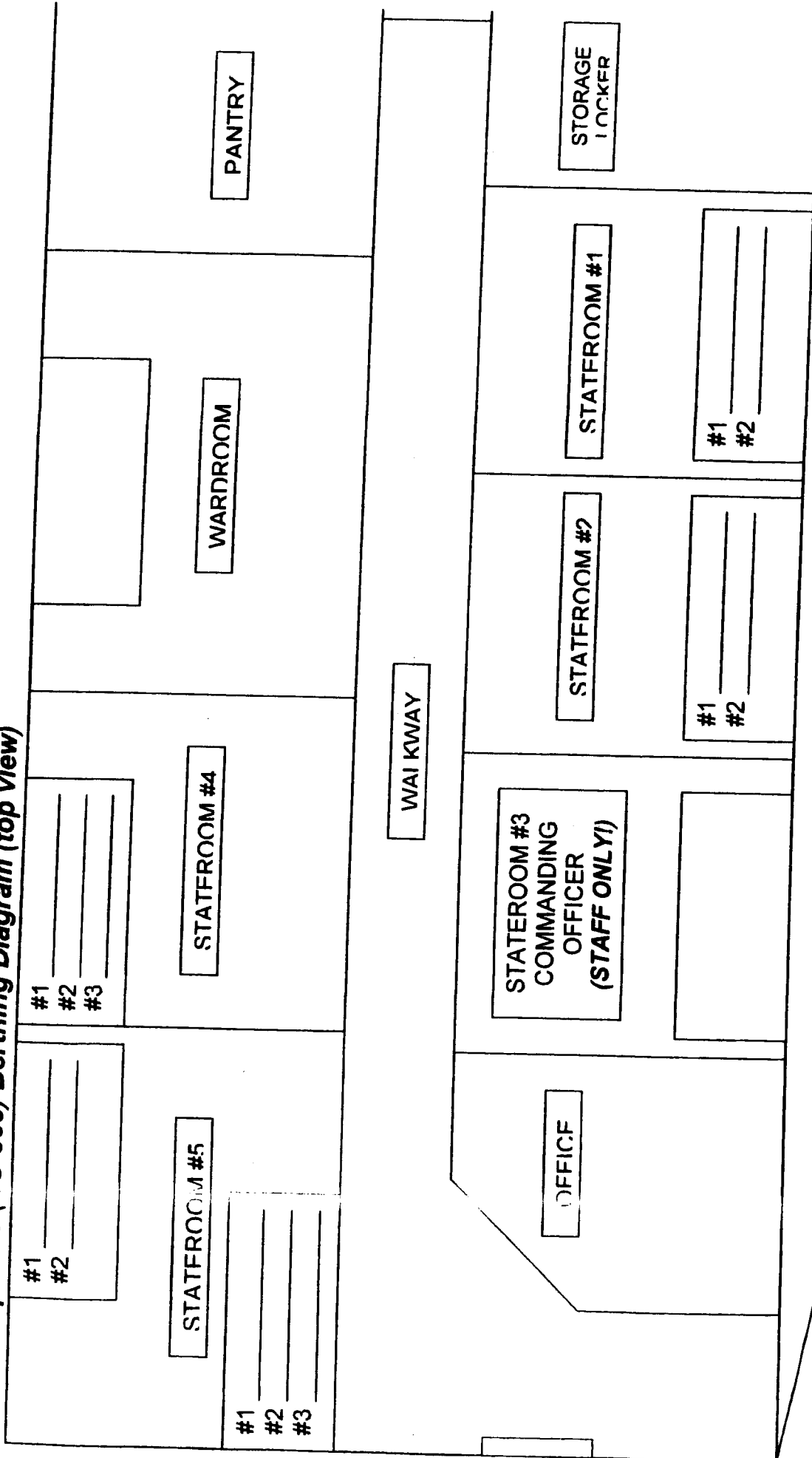
**USS Pampanito (SS-383) Berthing Diagram (top view)**



**Enlisted Crew Quarters**  
**Berthing Arrangement**  
Enter names of crewmembers  
assigned to sleep in each tier of  
bunks on lines provided  
#1-top, #2-middle, #3-bottom



**USS Pampanito (SS-383) Berthing Diagram (top view)**



**Officer's Quarters**  
**Berthing Arrangement**  
 Enter names of crewmembers  
 assigned to sleep in each tier of  
 bunks on lines provided

**USS PAMPANTO OVERNIGHT CREW ROSTER & WATCH BILL**

**DATE:** \_\_\_\_\_

*List all members of overnight crew and indicate duties to which they have been assigned:*

NAME	WATCH	VIDEO	K.P DUTY	REVEILLE	COLORS (A.M.)	CLEAN-UP ASSIGNMENT	OTHER

(Over)

USS Pampanito Overnight Program

**MEDICAL FORM**

Each participant must complete the form. Please print.

Date of Visit: \_\_\_\_\_

Group Name: \_\_\_\_\_

Participant's Name: \_\_\_\_\_

Adult Child (under 18) \_\_\_\_\_

Address: \_\_\_\_\_

Emergency Contact: \_\_\_\_\_

Relationship: \_\_\_\_\_

Phone number at which emergency contact can be reached throughout the duration of this program: \_\_\_\_\_

Do you have any physical or medical conditions, restrictions, or special needs? If so, please describe: \_\_\_\_\_

\_\_\_\_\_

For parents/guardians: Occasionally photographs of the program are used in publications. If you do not want photographs containing your child's image used, please initial here: \_\_\_\_\_

Signature of Participant \_\_\_\_\_

(if under 18, signature of parent or guardian): \_\_\_\_\_

Date: \_\_\_\_\_

**SAN FRANCISCO MARITIME NATIONAL PARK ASSOCIATION  
EDUCATION PROGRAMS RELEASE FORM**

In consideration of my child participating in the programs of the San Francisco Maritime National Park Association, I agree on behalf of myself and my child to assume all risks of injury to my child and agree to waive all claims, actions, damages and agree not to sue the Maritime Park Association, its officers, directors, employees, agents or assigns for any claims arising out of participation in the Maritime Park Association's programs the actions of the school district or youth group's employees, officers or agents, of the program participants.

Date of Program: \_\_\_\_\_

Participant's Name (Child): \_\_\_\_\_

Parent's Name: \_\_\_\_\_

We request that all parents agree to the above provision and sign above to acknowledge their agreement. A child without a signed release form will not be allowed to participate in the program.

Signature of Parent \_\_\_\_\_

Date: \_\_\_\_\_

Group Leaders – please photocopy this sheet and share it with all the adults of your group.

In order to present the best and most authentic program possible for your group, the following rules must be observed by all participants.

- All Scouts and adults will wear long pants, closed toe shoes, and have a jacket for the evening.** The pier may be cold. Inside the submarine however the ambient temperature is usually in the high 60's.
- If THE GROUP wishes to bring a snack for the late evening and/or a light breakfast for the morning please be sure that it is for EVERYONE attending. Pizza may be ordered as a late snack. Bring cash to pay the pizza man!
- THERE IS NO TIME FOR DINNER! PLEASE HAVE DINNER BEFORE ARRIVING AT THE PAMPANITO.**
- Please do not bring electronic devices including pagers, cell phones, videogames, computers, flashlights and radios.**
- We have Zero tolerance for alcohol, drugs and weapons! People in violation will be escorted off the pier.**
- There is NO SMOKING on the pier or on the submarine.**
- NO ONE may leave the pier** after the group arrives for the program. Participants who leave the pier between the hours of 7:00 p.m. and 8:00 a.m. will not be allowed to return.
- Parking on Pier 45 can change without notice. Please confirm parking arrangements.**
- All young people must be AT LEAST 6 YEARS OLD.**
- No siblings** are allowed unless they are full members of the organized group.
- There must be at least **1 adult for every 6 children** present with a minimum of 7 adults with every group.
- The Maritime Park Association is not responsible for any lost or stolen articles.
- Every participant, adult or child, must have a completed and signed medical form and a liability release form.